
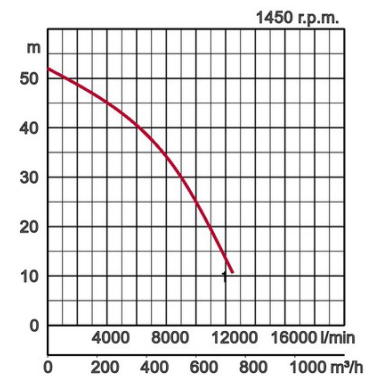


Specifications:

Model	Colour code curve	Bore mm	Motor output kW	Rated current A	Head max. m	Capacity max. l/min	Dry weight kg w/o cable	Max. solid handling ø mm	Pressure resistance max. m	Cable length m
GSZ2-75-4	 1	250	75,0	152,0	52,0	12500	1200	25	20	20

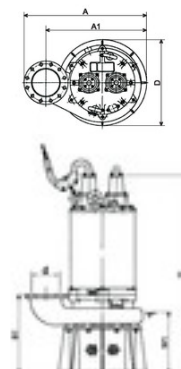
High Head Pumps - 4-pole motor for an increased lifetime

ø Discharge bore mm		250	
Pumping Fluid	Temperature	0-40°C	
	Type of Fluid	Spring water, Rain water, Ground water, Sand carrying water	
Pump	Components	Impeller	Closed type impeller
		Shaft Seal	Double mechanical seal
		Bearings	Shielded ball bearings
	Material	Impeller	Stainless steel casting DIN X5CrNi18-10
		Casing	Grey iron casting EN-GJL-200
	Shaft Seal	Silicon carbide in oil bath	
Motor	Type, Poles		Induction motor, 4 poles, IP68
	Lubrication		Turbine oil (ISO VG32)
	Motor Protector (built-in)		Miniature protector
	Insulation		Insulation class E
	Phase / Voltage		3-phase / 400V / 50Hz / s.d.
	Material	Casing	Grey iron casting EN-GJL-200
Shaft		Stainless steel EN-X30Cr13	
Cable		Rubber, NSSHÖU	
Discharge Connection		JIS 10K Flange	



Dimensions in mm:

Model	d	A	A1	B1	D	H	W1
GSZ2-75-4	250	1050	850	655	708	1733	510



W1: lowest running water level

In the event of abrasive and corrosive utilization, stronger wear and tear will take place naturally in certain components. In this regard, please pay attention to our website www.tsurumi.eu/english/applications.htm.