

Vortex impeller



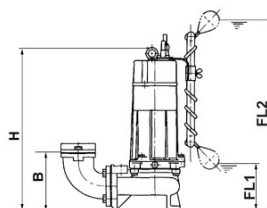
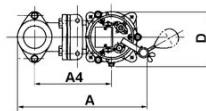
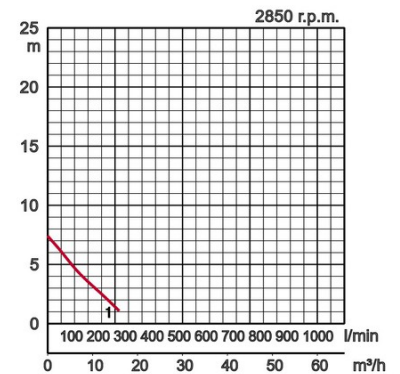
U 3-phase
50Hz

Specifications:

autom.	Model		Colour code curve	Bore mm	Power output kW	Phases	r.p.m.	Head max. m	Capacity max. l/min	Starting method	Dry weight kg without cable		Impeller passage mm
	free standing	with guide rail fitting									free standing	with guide rail fitting	
	40UA2.25	optional	1	40	0,25	3	2850	7,4	264	direct	14,5		35



Discharge bore mm		50mm	
Pumping Fluid	Temperature	0-40°C	
	Type of Fluid	Municipal sewage, water with solids	
Pump	Components	Impeller	Vortex impeller
		Shaft Seal	Double mechanical seal
		Bearings	Shielded ball bearings
	Material	Impeller	Grey iron casting EN-GJL-200
		Casing	Grey iron casting EN-GJL-200
		Shaft Seal	Silicon carbide in oil bath
Motor	Type, Poles		Induction motor, 2 poles, IP68
	Lubrication		Turbine oil (ISO VG32)
	Insulation		Insulation class E
	Motor Protector (built-in)		Circle thermal cut-out
	Phase / Voltage		3-phase / 400V / 50Hz / d.o.l.
	Material	Casing	Grey iron casting EN-GJL-150
Shaft		Stainless steel EN-X6Cr13	
Cable		Rubber, 10m H07RN-F	
Discharge Connection		Inside thread, JIS10K flange	
Optional Accessories		Guide rail fitting "TOK" for small pumps	



Model	A	A4	B	D	FL1	FL2	H
40UA2.25	241	207	107	194	100	585	433

W1: lowest running water level