


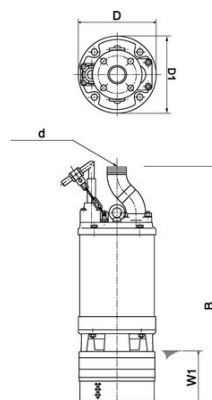
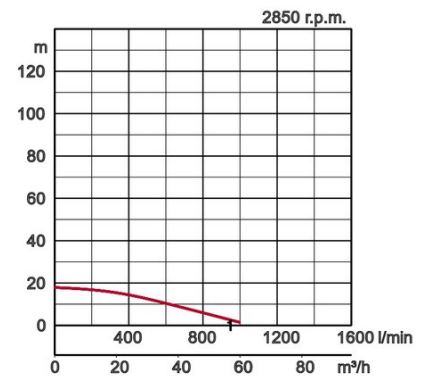
Specifications:

Model	Colour code curve	Bore mm	Motor output kW	Rated current A	Head max. m	Capacity max. l/min	Dry weight kg w/o cable	Max. solid handling ø mm	Pressure resistance max. m	Cable length m
LH33.0	 1	80	3,0	6,5	18,0	1000	42,0	6	25	20

High Head Pumps - Slim Design

High water pressure resistance (30m H₂O). Top discharge with center flange, efficient cooling by water jacket.

ø Discharge bore mm		80	
Pumping Fluid	Temperature	0-40°C	
	Type of Fluid	Spring water, Rain water, Ground water, Sand carrying water	
Pump	Components	Impeller	Closed type impeller
		Shaft Seal	Double mechanical seal
		Bearings	Shielded ball bearings
	Material	Impeller	Chromium iron casting
		Shaft Seal	Silicon carbide in oil bath
Casing	Ductile iron casting EN-GJS-450-10		
Motor	Type, Poles		Induction motor, 2 poles, IP68
	Lubrication		Turbine oil (ISO VG32)
	Motor Protector (built-in)		Circle thermal cut-out
	Insulation		Insulation class F
	Phase / Voltage		3-phase / 400V / 50Hz / d.o.l.
	Material	Casing	Grey iron casting EN-GJL-200
		Shaft	Stainless steel EN-X30Cr13
Cable		Rubber, NSSHÖU	
Discharge Connection		Threaded flange	



Dimensions in mm:

Model	d	B	D	W1
LH33.0	80	591	185	150

W1: lowest running water level

In the event of abrasive and corrosive utilization, stronger wear and tear will take place naturally in certain components. In this regard, please pay attention to our website www.tsurumi.eu/english/applications.htm.