

Vortex impeller



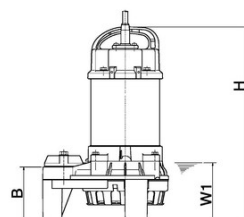
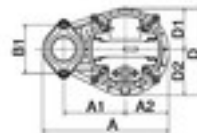
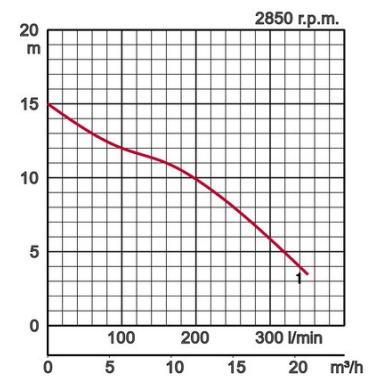
TM 1-phase
3-phase
50Hz

Specifications:

Model	Colour code curve	Bore mm	Power output kW	Phases	r.p.m.	Head max. m	Capacity max. l/min	Starting method	Dry weight kg without cable	Impeller passage mm
50TM2.75	● 1	50	0,75	3	2850	15,0	350	direct	7,8	10



ø Discharge bore mm		50mm	
Pumping Fluid	Temperature	0-40°C	
	Type of Fluid	Saltwater, Seawater	
Pump	Components	Impeller	Vortex impeller
		Shaft Seal	Double mechanical seal
		Bearings	Shielded ball bearings
	Material	Impeller	Glass fibre reinforced plastic
		Upper casing	Glass fibre reinforced plastic
		Lower casing	Glass fibre reinforced plastic
	Shaft Seal	Silicon carbide in oil bath	
Motor	Type, Poles		Induction motor, 2 poles, IP68
	Lubrication		Turbine oil (ISO VG15)
	Insulation		Insulation class E
	Motor Protector (built-in)		Circle thermal cut-out
	Phase / Voltage		3-phase / 400V / 50Hz / d.o.l.
	Material	Casing	Titanium
		Shaft	Titanium
Cable		Rubber, 10m H07RN-F	
Discharge Connection		Inside thread, flange	



Model	A	A1	A2	B	B1	D	D1	D2	H	W1
50TM2.75	236	115	81	102	90	162	86	76	374	110

Updated 06/2019

Please mind: discharge bend, duck foot bend and stand set are accessories and must be ordered separately