

Vortex impeller



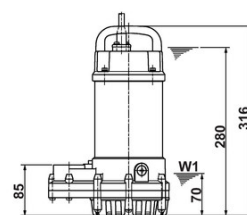
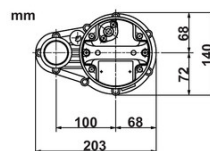
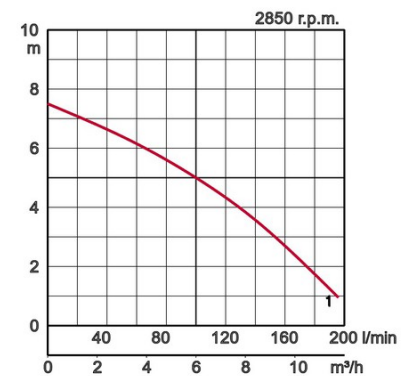
OM 1-phase
50Hz

Specifications:

Model	Colour code curve	Bore mm	Power output kW	Phases	r.p.m.	Head max. m	Capacity max. l/min	Starting method	Dry weight kg without cable	Impeller passage mm	Cable m
OM	1	32	0,15	1	2850	7,5	195	condensor	5,9	10	10



Discharge bore mm		32mm	
Pumping Fluid	Temperature	0-40°C	
	Type of Fluid	Domestic sewage	
Pump	Components	Impeller	Vortex impeller
		Shaft Seal	Double mechanical seal
		Bearings	Shielded ball bearings
	Material	Impeller	Glass fibre reinforced plastic
		Upper casing	Glass fibre reinforced plastic
		Lower casing	Glass fibre reinforced plastic
Shaft Seal	Silicon carbide in oil bath		
Motor	Type, Poles		Induction motor, 2 poles, IP68
	Lubrication		Turbine oil (ISO VG32)
	Insulation		Insulation class E
	Motor Protector (built-in)		Circle thermal cut-out
	Phase / Voltage		Single phase 230V / 110V / 50Hz
	Material	Casing	Stainless steel EN-X5CrNi18-10
Shaft		Stainless steel EN-X6Cr13	
Cable		Rubber, 10m H07RN-F	
Discharge Connection		Inside thread, flange	



W1: lowest running water level