

Vortex impeller



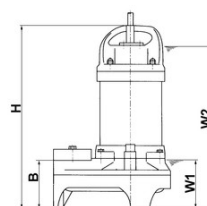
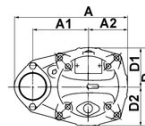
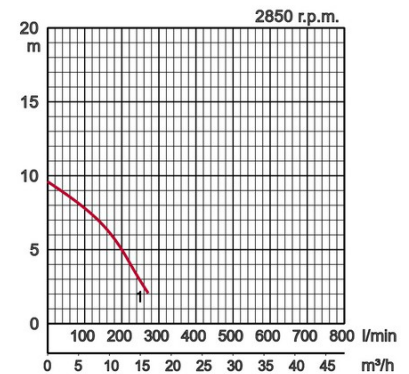
PU 1-phase
3-phase
50Hz

Specifications:

manual	Model		Colour code curve	Bore mm	Power output kW	Phases	r.p.m.	Head max. m	Capacity max. l/min	Starting method	Dry weight kg without cable		Impeller passage mm	
	free standing	with guide rail fitting									free standing	with guide rail fitting		
	50PU2.4	optional	●	1	50	0,4	3	2850	9,6	270	direct	7,0	-	35



Discharge bore mm		50mm		
Pumping Fluid	Temperature	0-40°C		
	Type of Fluid	Municipal sewage, water with solids		
Pump	Components	Impeller	Vortex impeller	
		Shaft Seal	Double mechanical seal	
		Bearings	Shielded ball bearings	
	Material	Impeller	Glass fibre reinforced plastic	
		Upper casing	Glass fibre reinforced plastic	
		Lower casing	Plastic	
	Shaft Seal	Silicon carbide in oil bath		
Motor	Type, Poles		Induction motor, 2 poles, IP68	
	Lubrication		Turbine oil (ISO VG32)	
	Insulation		Insulation class E	
	Motor Protector (built-in)		Circle thermal cut-out	
	Phase / Voltage		3-phase / 400V / 50Hz / d.o.l.	
	Material	Casing	Stainless steel EN-X5CrNi18-10	
Shaft		Stainless steel EN-X5CrNi18-10		
Cable		Rubber, 10m H07RN-F		
Discharge Connection		Inside thread, flange		
Optional Accessories		Guide rail fitting "TOK" for small pumps		



Model	A	A1	A2	B	D	D1	D2	H	W1	W2
50PU2.4	236	115	81	102	162	76	86	360	110	325

W1: lowest running water level