
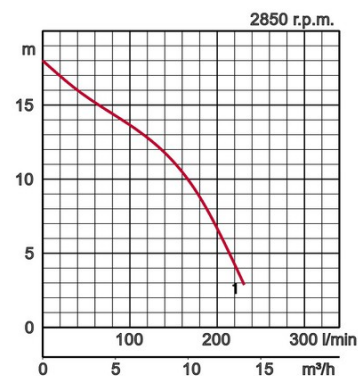


## Specifications:

Model	Colour code curve	Bore mm	Motor output kW	Rated current A	Head max. m	Capacity max. l/min	Dry weight kg w/o cable	Max. solid handling ø mm	Pressure resistance max. m	Cable length m	
HS2.75S		1	50	0,75	4,8	18,0	230	19,0	7	10	10

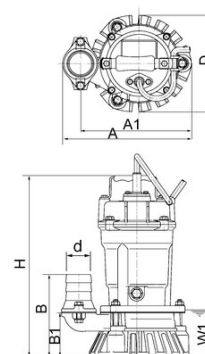
The TSURUMI HS-pump is a small and robust submersible contractor's pump with a wide range of applications wherever water has to be moved.

ø Discharge bore mm		50		
Pumping Fluid	Temperature	0-40°C		
	Type of Fluid	Spring water, Rain water, Ground water, Sand carrying water		
Pump	Components	Impeller	Semi-Vortex impeller	
		Shaft Seal	Double mechanical seal	
		Bearings	Shielded ball bearings	
	Material	Impeller	Urethane rubber	
		Casing	Ductile iron casting EN-GJS-700-2	
		Shaft Seal	Silicon carbide in oil bath	
Motor	Type, Poles	Induction motor, 2 poles, IP68		
	Lubrication	Turbine oil (ISO VG32)		
	Motor Protector (built-in)	Miniature protector		
	Insulation	Insulation class E		
	Phase / Voltage	Single phase 230V / 110V / 50Hz		
	Material	Casing	Aluminium die casting	
		Shaft	Stainless steel EN-X6Cr13	
Cable		Rubber, H07RN-F		
Discharge Connection		Threaded flange/Hose coupling		



## Dimensions in mm:

Model	d	A	A1	B	B1	D	H	W1
HS2.75S	50	285	233	217	109	184	424	90



W1: lowest running water level

In the event of abrasive and corrosive utilization, stronger wear and tear will take place naturally in certain components. In this regard, please pay attention to our website [www.tsurumi.eu/english/applications.htm](http://www.tsurumi.eu/english/applications.htm).