


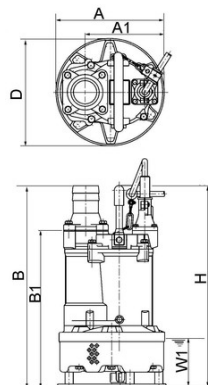
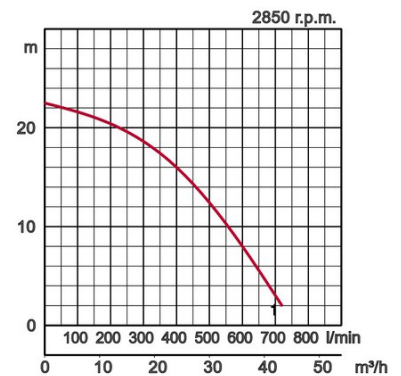
Specifications:

Model	Colour code curve	Bore mm	Motor output kW	Rated current A	Head max. m	Capacity max. l/min	Dry weight kg w/o cable	Max. solid handling ø mm	Pressure resistance max. m	Cable length m
KTV2-80	 1	80	3,0	6,1	22,5	720	38,0	10	25	20

Light Weight Bentonite Pump

A powerful slurry pump using KTV pumps as a base. Features wear resistance, durability and extra light weight.

ø Discharge bore mm	80			
Pumping Fluid	Temperature	0-40°C		
	Type of Fluid	Sludge, Slurry, Liquids containing mud		
Pump	Components	Impeller	Semi-Vortex impeller	
		Shaft Seal	Double mechanical seal	
		Bearings	Shielded ball bearings	
	Material	Impeller	Chromium iron casting	
		Casing	Synthetic rupper	
		Shaft Seal	Silicon carbide in oil bath	
Motor	Type, Poles	Induction motor, 2 poles, IP68		
	Lubrication	Turbine oil (ISO VG32)		
	Motor Protector (built-in)	Circle thermal cut-out		
	Insulation	Insulation class E		
	Phase / Voltage	3-phase / 400V / 50Hz / d.o.l.		
	Material	Casing	Aluminium die casting	
		Shaft	Stainless steel EN-X6Cr13	
Cable		Rubber, NSSHÖU		
Discharge Connection	Threaded flange/Hose coupling			



Dimensions in mm:

Model	A	A1	B	B1	D	H	W1
KTV2-80	295	216	550	427	295	550	130

W1: lowest running water level

In the event of abrasive and corrosive utilization, stronger wear and tear will take place naturally in certain components. In this regard, please pay attention to our website www.tsurumi.eu/english/applications.htm.